

**CODE NUMBER**

3315166BT

**DESCRIPTION**

8" Trim Plate, Battery Power Supply, Back-Check Tee, Polished Chrome Finish, 2.2 gpm, Laminar Spray, Infrared Sensor, Optima® Battery-Powered Deck-Mounted Gooseneck Body Faucet.

**DETAILS**

- Flow Rate: 2.2 gpm (8 Lpm) (2.2GPM)
- Spray Type: Laminar (LAM)
- Spout Type: Surgical Bend (S)
- Sensor Type: Infrared (IR)
- Mounting Type: Single Hole (I)
- Trim Plate: 8" (203mm) (8)
- Power Supply: Battery (BAT)
- Temperature Mixer: Back-Check Tee (TEE)
- Finish: Polished Chrome (CP)
- Factory Default Timeout: 30s
- Factory Default GPC: 1.1

**FEATURES**

Commercial Grade Faucet, ADA Compliant, Cast Brass Spout, Quick Connect Fittings, Integrated Water Shut-off, Wireless Settings Adjustment, On-demand or Metered activation, Hygienic Line Flush, Water Usage and Battery Strength Reporting, Self-adapting Sensor

**ELECTRICAL SPECIFICATIONS**

- Battery Life: 3 years 8,000 cycles/month
  - Optional power harvesting significantly extends service life
- Sensor Range: 8"-10" (203-254mm)
- Timeout Adjustment Settings: 30s

**POWER SUPPLY OPTIONS**

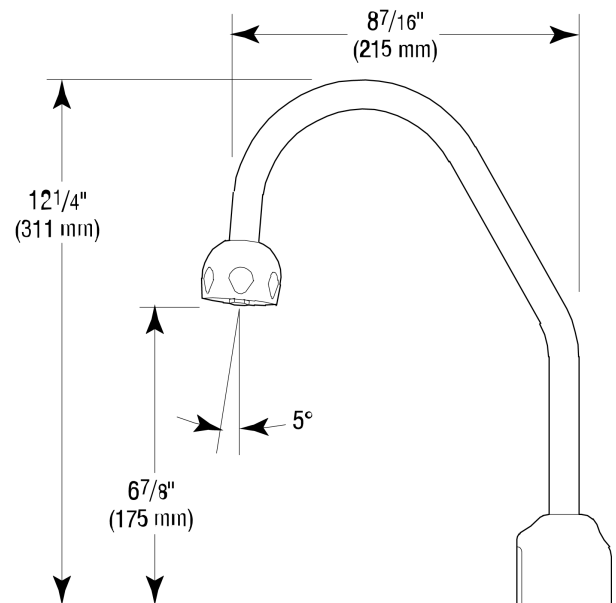
- 6VDC Plug Adapter (sold separately)\*
  - 6VDC Ganged Adapter Kit (up to 6 units)(sold separately)\*
  - 24VAC Box Transformer (up to 3 units)(sold separately)\*
  - Optional Turbine Energy Harvesting
- \* when converting units to hardwired with battery back-up

**VIDEOS**


- ▶ Sloan Connect App®
- ▶ Sloan Optima Below Deck Faucet

**DOWNLOADS**

- [Optima Smart Faucet Below Deck Installation Instructions](#)
- [Faucet Spray Heads Repair and Maintenance Guide](#)
- [ETF-700/700-S and EBF-750/750-S Below Deck Repair and Maintenance Guide](#)
- [Trim Plate Guide](#)
- [Additional Downloads](#)



**COMPLIANCES & CERTIFICATIONS**



(ADA Compliant, ASME A112.18.1 Compliant, cUPC Certified, UPC Certified, UPC Low Lead Compliant, cUPC Low Lead Compliant, EPD, HPD, Proposition 65, TAS, WELL Building Standard)

**RECOMMENDED SPECIFICATION**

Faucet shall include cast brass body, quick-connect fittings, twist-off/shut-off solenoid assembly, removable battery cartridge, flexible power supply and allow adjustment of settings wirelessly via Apple or Android smartphones.

**NOTES**

All information contained within this document subject to change without notice.

Sloan 10500 Seymour Ave, Franklin Park, IL 60131  
Phone: 800.982.5839 • Fax: 800.447.8329 • [sloan.com](http://sloan.com)

Looking for other variations of the EBF-750 product? [View the general spec sheet with all options.](#)

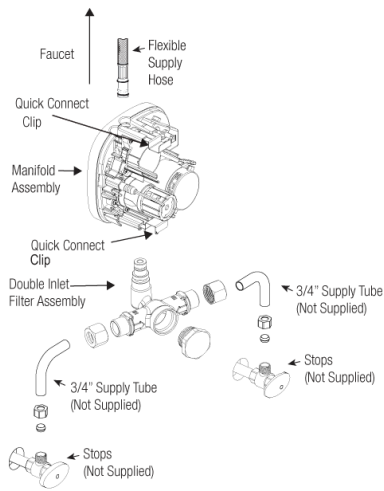
[Find a matching soap dispenser](#) for this faucet.

[Find a compatible sink](#) for this faucet.

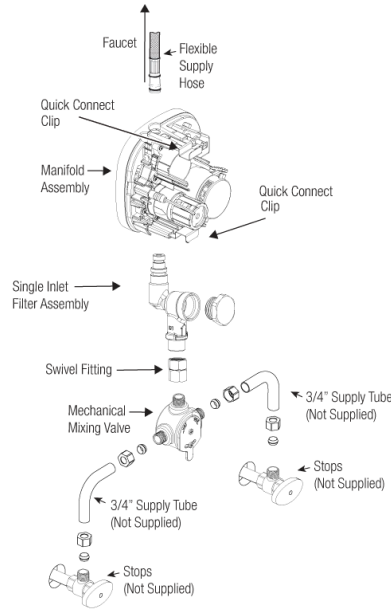
**WARRANTY**

3 Year

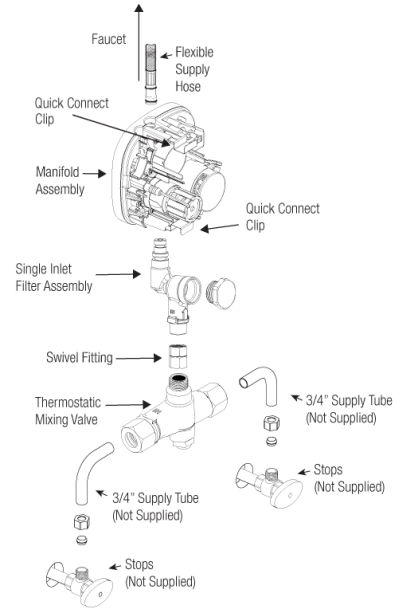
**ROUGH-IN**



**Double Inlet Filter Fitting**



**Single Inlet Filter Fitting Kit with Below Deck Manual Mixing Valve (BDM)**



**Single Inlet Filter Fitting Kit with Below Deck Thermostatic Mixing Valve (BDT)**